




# Artist Research

Year 9 Art: Summer @ Hadleigh High School

## Drawing

Mark making can add texture to a drawing. Some examples are:





The above techniques work well with **pens\***, **pencils** and **charcoal**. \*except smudging and rubbing

## Shading

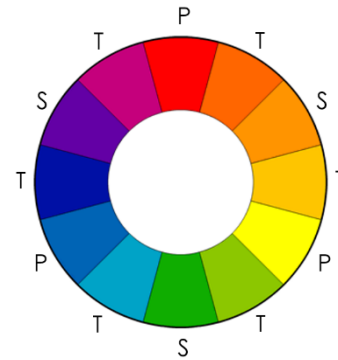
Gradient:



The **lightest tone** should be the closest to the **light source**.



## Colour Theory



Key  
 P = Primary  
 S = Secondary  
 T = Tertiary

$P + P = S$   
 $P + S = T$

<b>tint</b>	Made by adding <b>white</b> to a colour when mixing.
<b>shade</b>	Made by adding <b>black</b> to a colour when mixing.
<b>complimentary</b>	Colours which are <b>opposite</b> on the wheel.
<b>harmonising</b>	Colours which are <b>next to</b> each other on the wheel.

## Painting Techniques

<b>blending</b>	Transitioning from one colour to another.
<b>scraffito</b>	Scratching into wet paint.
<b>wet on wet</b>	Applying a different colour onto wet paint.
<b>dry brush</b>	Paint without too much water.
<b>pointillism</b>	Dots make up the picture.
<b>dabbing</b>	Individual brush strokes built up.
<b>scumbling</b>	Layering paint in a circular motion.
<b>impasto</b>	Spreading paint really thick to give it texture.

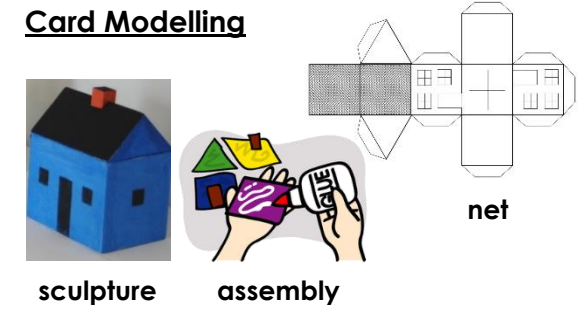
## Oil Pastel Techniques

<b>blending</b>	Transitioning from one colour to another.
<b>scraffito</b>	Scratching into the pastel on the page.
<b>heavy pressure</b>	Pressing hard with the pastel.
<b>light pressure</b>	Pressing softly with the pastel.
<b>highlighting</b>	Adding white to a colour.
<b>shadowing</b>	Adding black to a colour.
<b>mixing</b>	Combining colours.

Artists can **mix mediums** when creating a piece.

An example of this is **wax resist** which mixes wax crayons and water-based paint.


## Card Modelling



## Clay Modelling

<b>bone dry</b>	Ready to be fired.
<b>clay moist</b>	Sticky Earth.
<b>leather hard</b>	Too dry to be worked.
<b>kiln</b>	Large oven for baking clay.
<b>firing</b>	Applying heat to harden clay.
<b>scoring</b>	Cutting or scratching the surface.
<b>slip</b>	Liquid clay used for joining.

"I use whatever it takes. Sometimes that just means drawing a moustache on a girl's face on some billboard, sometimes that means sweating for days over an intricate drawing.  
**Efficiency is key.**"



stencil

