



# Missing Dan Nolan

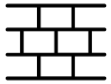
Year 9 Drama: Spring  
@ Hadleigh High School

## Explorative Strategies



### thought tracking

Considering a character's thoughts at a particular moment within a piece.



### role on the wall

Exploring a character by writing thoughts and feelings inside the diagram and actions on the outside.



### hot seating

An actor, in character, is interviewed by other members of the group.



### subtext

The meaning and motivation behind the lines; what goes left unsaid.



### magic if

An actor should ask themselves how they would react in the situations the character is in.

## Purpose

AIM: What the actor wants to communicate about a character.

INTENTION: The desired impact or influence of the piece on the audience.

## Dramatic Devices

### mime



Performing without speaking.

### freeze-frame



Pausing the action to create a still image.

### cross-cutting



Two simultaneous scenes are shown alternately, sharing the same stage.

### monologue



A speech given by one character to the audience.

### mark the moment



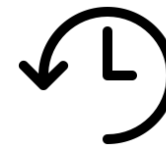
Drawing attention to an important event in the piece.

### narration



When one character tells the story to the audience.

### flashback

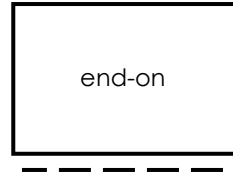


A scene that takes place in the past.

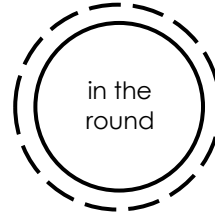


A collection of bodies to represent a unified idea.

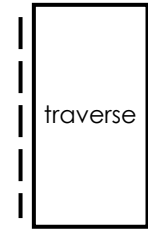
## Stage Configurations



end-on



in the round

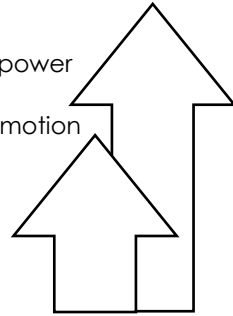


traverse

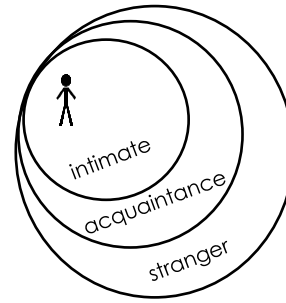
## Performance Elements

### LEVELS:

power  
emotion



### PROXEMICS:



### STAGE POSITIONING:

USR	USC	USL
SR	CS	SL
DSR	DSC	DSL

## Acting Skills

### voice

Pitch: high/low  
Pace: fast/slow  
Volume: loud/quiet  
Tone: harsh/soft

### facial expressions

brows  
eyes  
nose  
mouth  
jaw



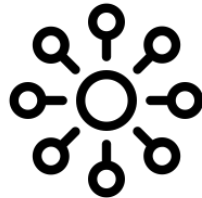
posture  
shoulders  
hips

gesture  
hands  
feet  
head

physical contact

gait  
knees  
feet

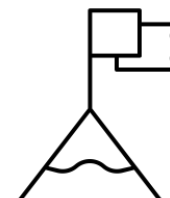
## The Devising Process



storyline  
mind map



character  
exploration



climactic  
scene



rising action  
scene



falling action  
scene

### mime



Performing without speaking.

### freeze-frame



Pausing the action to create a still image.

### cross-cutting



Two simultaneous scenes are shown alternately, sharing the same stage.

### monologue



A speech given by one character to the audience.

### mark the moment



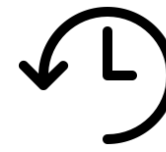
Drawing attention to an important event in the piece.

### narration



When one character tells the story to the audience.

### flashback



A scene that takes place in the past.



A collection of bodies to represent a unified idea.