



**D.N.A.**

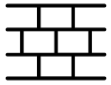
**Year 9 Drama: Autumn  
@ Hadleigh High School**

### Explorative Strategies



#### thought tracking

Considering a character's thoughts at a particular moment within a piece.



#### role on the wall

Exploring a character by writing thoughts and feelings inside the diagram and actions on the outside.



#### hot seating

An actor, in character, is interviewed by other members of the group.



#### subtext

The meaning and motivation behind the lines; what goes left unsaid.



An actor should ask themselves how they would react in the situations the character is in.

### Purpose

**AIM:** What the actor wants to communicate about a character.

**INTENTION:** The desired impact or influence of the piece on the audience.

### Dramatic Devices

#### mime



Performing without speaking.

#### freeze-frame



Pausing the action to create a still image.

#### cross-cutting



Two simultaneous scenes are shown alternately, sharing the same stage.

#### monologue



A speech given by one character to the audience.

#### mark the moment

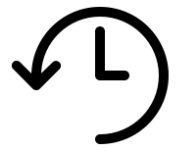


Drawing attention to an important event in the piece.

#### narration

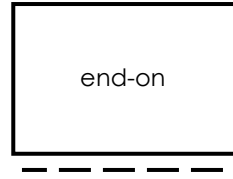


When one character tells the story to the audience.

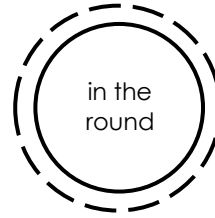


A scene that takes place in the past.

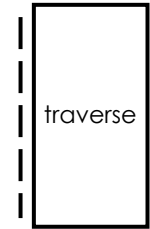
### Stage Configurations



end-on



in the round

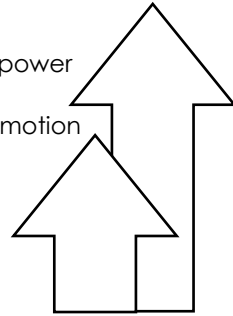


traverse

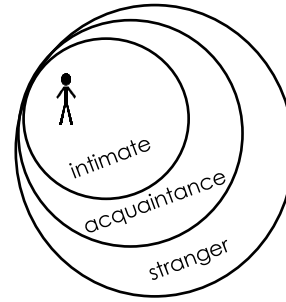
### Performance Elements

#### LEVELS:


power  
emotion



#### PROXEMICS:



#### STAGE POSITIONING:



### Acting Skills

voice

Pitch: high/low  
Pace: fast/slow  
Volume: loud/quiet  
Tone: harsh/soft

#### facial expressions

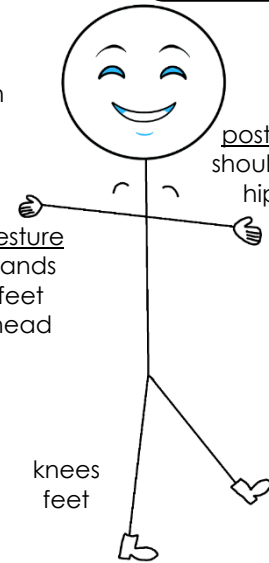
brows  
eyes  
nose  
mouth  
jaw



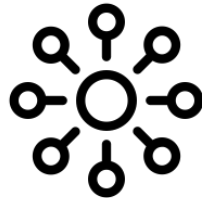
posture  
shoulders  
hips

gesture  
hands  
feet  
head

knees  
feet



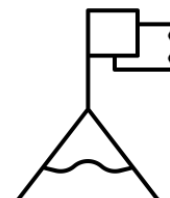
### The Devising Process



storyline  
mind map



character  
exploration



climactic  
scene



rising action  
scene



falling action  
scene