




Fauvism

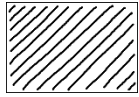
Year 8 Art: Autumn @ Hadleigh High School

Drawing


Mark making can add texture to a drawing. Some examples are:




dots




hatching



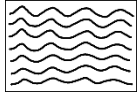
dashes



cross-hatching




smudging



waves




scribbling



circles



rubbing



lines

The above techniques work well with **pens*** and **pencils**.
**except smudging and rubbing*

Shading

Gradient:




dark tone

light tone

The **lightest tone** should be the closest to the **light source**.



Pablo Picasso



Eric Carle




Sylvie Réno



Henri Matisse



Ephraim Reubenstein



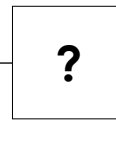
Matias Limatanien



Banksy

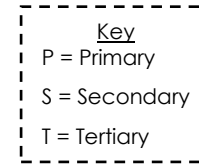
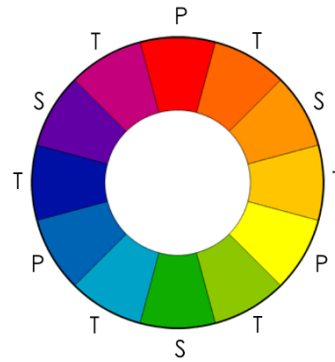


Roy Lichtenstein



You decide!

Colour Theory



$$P + P = S$$

$$P + S = T$$

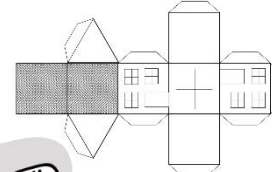
Card Modelling



sculpture



assembly



net

tint	Made by adding white to a colour when mixing.
shade	Made by adding black to a colour when mixing.
complimentary	Colours which are opposite on the wheel.
harmonising	Colours which are next to each other on the wheel.

Painting Techniques

blending	Transitioning from one colour to another.		Dots make up the picture.
scraffito	Scratching into wet paint.		Individual brush strokes built up.
wet on wet	Applying a different colour onto wet paint.		Layering paint in a circular motion.
dry brush	Paint without too much water.		Spreading paint really thick to give it texture.