



Keyboard Composition


Year 7 Music: Summer @ Hadleigh High School

Accidentals



Sharp – raises the note by a semitone


Bass Clef



Keyboards



| Note | Rest | Name | Duration |
|------|------|------------|---------------|
| | | semibreve | 4 beats |
| | | minim | 2 beats |
| | | crotchet | 1 beat |
| | | quaver | 1/2 a beat |
| | | semiquaver | 1/4 of a beat |



Dynamics

the volume of the music

soft

loud

p

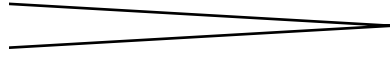
piano

f


forte



crescendo (get louder)



diminuendo (get softer)



Structure

the order of the music



Harmony & Tonality


how the notes relate to each other



chord

triad

all **triads** are **chords**, but not all **chords** are **triads**



Instrumentation

the types of instruments used



voices



keyboards



strings



woodwind



brass



percussion

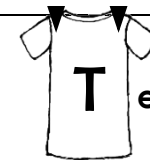


Rhythm, Metre & Tempo

the note patterns, how they're counted and the speed

3 4 5

4 4 4



Texture

how much is going on in the music and how it is built up



monophonic



melody & accompaniment