




Card Sculpture

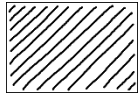
Year 7 Art: Summer @ Hadleigh High School

Drawing


Mark making can add texture to a drawing. Some examples are:



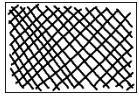
dots




hatching



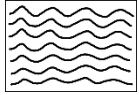
dashes




cross-hatching




smudging



waves




scribbling



circles



rubbing



lines

The above techniques work well with **pens*** and **pencils**.
**except smudging and rubbing*

Shading

Gradient:




dark tone

light tone

The lightest tone should be the closest to the light source.



Pablo Picasso



Eric Carle




Sylvie Réno



Henri Matisse



Ephraim Reubenstein



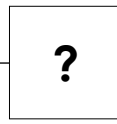
Matias Limatanien



Banksy

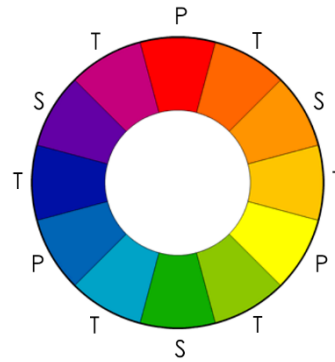


Roy Lichtenstein



You decide!

Colour Theory



Key
P = Primary
S = Secondary
T = Tertiary

P + P = S
P + S = T

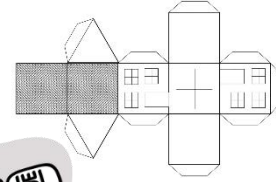
Card Modelling



sculpture



assembly



net

<u>tint</u>	Made by adding white to a colour when mixing.
<u>shade</u>	Made by adding black to a colour when mixing.
<u>complimentary</u>	Colours which are opposite on the wheel.
<u>harmonising</u>	Colours which are next to each other on the wheel.

Painting Techniques

<u>blending</u>	Transitioning from one colour to another.
<u>Scraffito</u>	Scratching into wet paint.
<u>wet on wet</u>	Applying a different colour onto wet paint.
<u>dry brush</u>	Paint without too much water.