




# Card Sculpture

Year 7 Art: Summer @ Hadleigh High School

## Drawing

Mark making can add texture to a drawing. Some examples are:



The above techniques work well with **pens\*** and **pencils**.  
\*except smudging and rubbing


## Shading

Gradient:

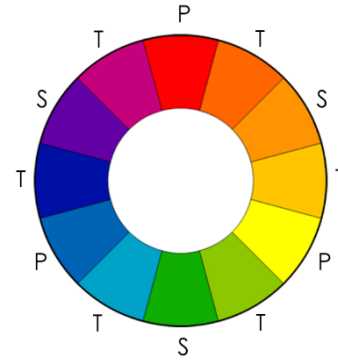


\_\_\_\_\_ tone \_\_\_\_\_ tone

The \_\_\_\_\_ should be the closest to the \_\_\_\_\_.




## Colour Theory



**Key**  
P = Primary  
S = Secondary  
T = Tertiary

**P + P = S**  
**P + S = T**

## Card Modelling



	Made by adding <b>white</b> to a colour when mixing.
	Made by adding <b>black</b> to a colour when mixing.
	Colours which are <b>opposite</b> on the wheel.
	Colours which are <b>next</b> to each other on the wheel.

## Painting Techniques

	Transitioning from one colour to another.
	Scratching into wet paint.
	Applying a different colour onto wet paint.
	Paint without too much water.